

2023 Campus Climate Survey

Dear Students, Faculty, and Staff,

In accordance with New York Education Law Article 129-B, also known as "Enough is Enough" - Combating Sexual Assault on College Campuses, the College will conduct, no less than every other year, a campus climate assessment to ascertain general awareness and knowledge of the provisions of this article, including student, faculty, and staff experiences with and knowledge of sexual assault and sexual misconduct reporting and the associated college adjudicatory processes.

To that end, we invite you, as a valued member of the LIM College community, to participate in our 2023 Campus Climate Survey. The survey should take about 15 minutes to complete. Some of the questions contained in the survey are of a sensitive nature and may invoke an emotional response. Please note that your participation is voluntary and all individual survey responses will remain completely anonymous and confidential.







Your honest responses to this survey are greatly appreciated. Once the survey is concluded all the responses will be compiled anonymously into a report on the top level results and trends that will be published on the LIM College website and will be used to help guide the College's ongoing sexual assault awareness and education campaign.

What is your primary affiliation with LIM College?

		Response percent	Response total
On-Campus Undergraduate student		26.34%	54
On-Campus Graduate student		8.29%	17
Online Undergraduate Student		10.73%	22
Online Graduate Student		4.88%	10
Full-Time Faculty Member		7.81%	16
Adjunct Faculty Member		15.12%	31
Staff		26.83%	55

Statistics based on 205 respondents;

What is your current gender identity?

		Response percent	Response total
Cisgender Female		65.37%	134
Cisgender Male		25.85%	53
Transgender female		0%	0
Transgender male		0.49%	1
Gender non-binary		1.95%	4
I choose not to identify with any group		2.44%	5
Another gender identity (feel free to share it here):		3.9%	8







Statistics based on 205 respondents;

Do you identify as Hispanic, Latino, or LatinX?

		Response percent	Response total
Yes		24.39%	50
No		75.61%	155










Statistics based on 205 respondents;

Select one of more of the following race with which you identify.

		Response percent	Response total
Asian or Asian American		12.2%	25
Black or African American		22.44%	46
Middle Eastern or North African		3.42%	7
Native American, Indigenous, or Alaska Native		2.44%	5
Native Hawaiian or other Pacific Islander		0%	0
White		56.1%	115
I choose not to identify with any group		12.2%	25

Statistics based on 205 respondents;

With what sexual orientation do you most closely identify?

		Response percent	Response total
Lesbian		0.49%	1
Gay		6.34%	13
Bisexual		9.76%	20
Queer		0.98%	2
Asexual		0.49%	1
Pansexual		0.49%	1
Heterosexual		67.32%	138
I choose not to identify with any group		13.66%	28
Another sexuality (feel free to share it here):		0.49%	1

Statistics based on 205 respondents;



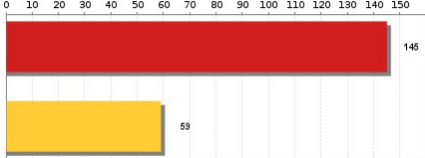
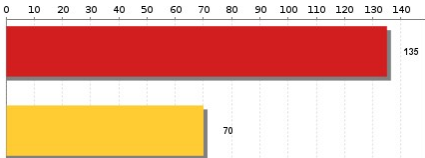
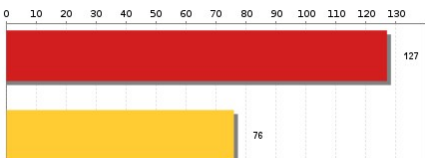
Title IX

Students and other members of the LIM College community are encouraged to report incidents of sexual assault, sexual misconduct, and relationship violence to the Title IX Coordinator or a Deputy Title IX Coordinator.

LIM College has a designated Title IX Coordinator, Curtis Hoover, Vice President of Student Affairs, whose office is located at 216 E. 45th Street - Mezzanine level. He can be reached via phone at 646-388-8432 or x241 and via email at Curtis.Hoover@limcollege.edu.

The College also has Deputy Title IX Coordinators, Erica Monnin, Assistant Vice President of Student Affairs, whose office is located at 216 E 45th Street - Mezzanine level. She can be reached via phone at 646-388-8406 or x288 and via email at Erica.Monnin@limcollege.edu; and Carolyn McIntosh, Director of Human Resources, whose office is located at 216 E. 45th Street on the 2nd Floor. She can be reached via phone at 212-310-0663 or x269 and via email at Carolyn.McIntosh@limcollege.edu.

Please answer YES or NO to the following questions:

	Yes 	No 		Response total
Prior to reading the information provided above, were you aware of the existence of LIM College's Title IX Coordinators?	71.08% (145)	28.92% (59)		204
Were you aware of the role of LIM College's Title IX Coordinators?	65.85% (135)	34.15% (70)		205
Were you aware of how to contact LIM College's Title IX Coordinators?	62.56% (127)	37.44% (76)		203

Statistics based on 205 respondents;

Policies and Procedures Addressing Sexual Assault

LIM College is committed to the safety and well-being of every member of our community. In accordance with Article 129-B, the Clery Act, the Violence Against Women Act, and Title IX, the College has developed policies and procedures for reporting and investigating sexual assault, which can be found in our [Annual Security and Fire Safety Report](#).

Please answer YES or NO to the following questions:

	Yes ■	No ■		Response total
Prior to reading the information provided above, were you aware of LIM College's policies and procedures regarding sexual assault?	84.39% (173)	15.61% (32)		205
Were you aware of where these policies and procedures can be found?	71.92% (146)	28.08% (57)		203

Statistics based on **205** respondents;

Reporting of All Forms of Sexual Misconduct and Sexual Assault

If you have been sexually assaulted or are experiencing ongoing sexual abuse or you suspect that a member of the LIM College community has been or is being abused, then please don't keep it to yourself – seek assistance from the Vice President of Student Affairs, Assistant Vice President of Student Affairs, Director of Human Resources, a professor, a staff member, or Resident Community Advisor (RCA). The LIM College Title IX Coordinator or a Deputy Coordinator can provide you with information about reporting potential crimes of sexual assault to the New York City Police Department (NYPD), with a full range of health and support resources, and they will coordinate the College's response. A confidential reporting option is available to students through the Office of Counseling Services during normal business hours by calling 212-310-0630 or x315.

Please answer YES or NO to the following question:

	Yes ■	No ■		Response total
Prior to reading the information provided above, were you aware of how to report an instance of sexual assault involving a member of the LIM College community?	77.07% (158)	22.93% (47)		205

Statistics based on **205** respondents;

Resources

Detailed information regarding on and off campus resources for counseling, health, mental health, victim advocacy, legal assistance, visa and immigration assistance, student financial aid, and assistance in notifying appropriate local law enforcement is available in the College's [Annual Security and Fire Safety Report](#).

Please answer YES or NO to the following question:

	Yes ■	No ■		Response total
Prior to reading the information provided above, were you aware that these multiple on and off campus resources are available to you?	82.44% (169)	17.56% (36)		205

Statistics based on **205** respondents;

Incidents and Reporting of Sexual Misconduct and Sexual Assault

Incidents involving forced or unwanted sexual acts are often difficult to talk about. The following questions are related to any incidents you have experienced with unwanted physical sexual contact or conduct. If you have had this experience, the questions may invoke an emotional response. If you experience any difficulty while completing the survey, please take care of yourself and seek support from campus or community resources. Remember that your participation is voluntary and the results of the survey are completely anonymous and confidential.





When responding to the following questions, please think about your experience since joining the LIM College community as either an enrolled student or an employee.

While a member of the LIM College community, have you experienced unwanted sexual contact or conduct (including domestic violence, dating violence, sexual harassment, stalking, or sexual assault)?

		Response percent	Response total
Yes		2.93%	6
No (skip remaining questions in this section)		97.07%	199







Statistics based on 205 respondents;

If you answered YES to the previous question, please indicate the type(s) of unwanted sexual contact or conduct that you experienced. [check all that apply]

		Response percent	Response total
Domestic violence		0%	0
Dating violence		16.67%	1
Sexual harassment		66.67%	4
Stalking		33.33%	2
Sexual assault		50%	3

Statistics based on 6 respondents;

Who committed the unwanted sexual contact or conduct that you experienced? [check all that apply]

		Response percent	Response total
Acquaintance / friend		33.33%	2
Family member		0%	0
Current or former dating partner		33.33%	2
LIM College student		16.67%	1
LIM College faculty member		0%	0
LIM College staff member		0%	0
Stranger		50%	3
Identity of assailant is unknown		33.33%	2
Other role / relationship not listed above (please specify)		33.33%	2

Statistics based on 6 respondents;

Please specify the location where the unwanted sexual contact or conduct occurred.

		Response percent	Response total
On campus		0%	0
Off campus		100%	6

Statistics based on 6 respondents;

If you know the exact location where the unwanted sexual contact or conduct occurred, please specify below.

		Response total
		4




Statistics based on 4 respondents;

Did the unwanted sexual contact or conduct occur while you were unable to give consent because you were asleep, passed out, under the influence of drugs or alcohol, or otherwise incapacitated?

		Response percent	Response total
Yes		33.33%	3
No		66.67%	6




Statistics based on 9 respondents;

What did you do in response to the unwanted sexual contact or conduct that you experienced? [check all that apply]

		Response percent	Response total
I didn't do anything		85.71%	6
I avoided the person / venue		71.43%	5
I confronted the perpetrator myself		0%	0
I contacted local law enforcement		0%	0
I sought information online		0%	0
I sought support from an off-campus resource (such as a rape crisis center)		0%	0
I sought support from an on-campus resource such as the Office of Counseling Services (formerly the Office of Counseling & Accessibility Services)		0%	0
I sought support from a member of the clergy or a spiritual advisor		0%	0
I told a family member		0%	0
I told a friend		0%	0
I told a fellow student or work colleague		0%	0
I told a work supervisor		14.29%	1
I told an LIM College faculty or staff member, residential community advisor (RCA), or campus security official		0%	0
Any other response not listed above (please specify)		0%	0

Statistics based on 7 respondents;

Did you report the unwanted sexual contact or conduct that you experienced to someone at LIM College?

		Response percent	Response total
Yes, I filed an official complaint to the LIM College Title IX Coordinator		14.29%	1
Yes, I reported the incident to someone at the College other than to the LIM College Title IX Coordinator		14.29%	1
No, I did not report the incident		71.43%	5



Statistics based on 7 respondents;

If you DID report the unwanted sexual contact or conduct that you experienced to someone other than the LIM College Title IX Coordinator, please specify to whom you reported the incident.

		Response total
		1

Statistics based on 1 respondents;

If you DID report the unwanted sexual contact or conduct that you experienced to someone at LIM College, please indicate your level of satisfaction with how your complaint was handled.

		Response percent	Response total
My complaint was responded to appropriately, and I was satisfied with the outcome		66.67%	2
My complaint was responded to appropriately, but the outcome was not what I had hoped for		33.33%	1
My complaint was not responded to appropriately, and I am not satisfied with the outcome		0%	0

Statistics based on 3 respondents;

If you DID NOT report the unwanted sexual contact or conduct that you experienced to someone at LIM College, please share your reason(s) for not reporting the incident.

		Response total
		3

Statistics based on 3 respondents;

Bystander Attitudes and Behavior

How likely are you to inform police or campus authorities if you have information about an incident of sexual assault involving a member of the LIM College community?

		Response percent	Response total
Very likely		78.82%	160
Somewhat likely		14.29%	29
Somewhat unlikely		2.96%	6
Very unlikely		3.94%	8

Statistics based on 203 respondents;

If you were pressured to stay silent regarding the information you had about an incident of sexual assault, how would this change your response, if at all?

		Response percent	Response total
I would be more likely to inform police or campus authorities about the incident		46.27%	93
My response would remain the same		50.75%	102
I would be less likely to inform police or campus authorities about the incident		2.99%	6

Statistics based on 201 respondents;

Have you ever resisted getting involved in a situation where you knew someone needed help because you feared negative action against yourself, including fearing for your own safety?

		Response percent	Response total
Yes		11.44%	23
No		88.56%	178





Statistics based on 201 respondents;

Please use the scale below to answer the following questions:

	Very likely 	Somewhat likely 	Somewhat unlikely 	Very unlikely 		Response total
How likely are you to accompany a member of the LIM College community to the police station if they were a victim of sexual assault?	86.87% (172)	8.08% (16)	3.03% (6)	2.02% (4)		198
How likely are you to confront someone who is engaging in sexual conduct with a person who is passed out or otherwise incapacitated?	76.14% (150)	16.75% (33)	4.06% (8)	3.05% (6)		197
How likely are you to confront someone if you hear rumors they have engaged in unwanted sexual contact or conduct with a fellow member of the LIM College community?	37.95% (74)	29.74% (58)	18.97% (37)	13.33% (26)		195





Statistics based on 199 respondents;

If you were to see someone taking an intoxicated or impaired student to their room, what would you do? [check all that apply]

		Response percent	Response total
I would not do anything		4.02%	8
I would confront the individual myself		61.31%	122
I would tell a campus official		75.38%	150
I would call the police		41.71%	83

Statistics based on 199 respondents;



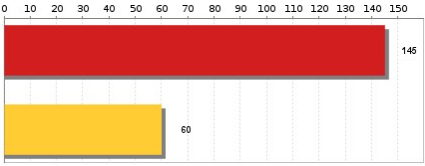
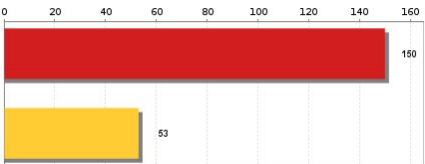
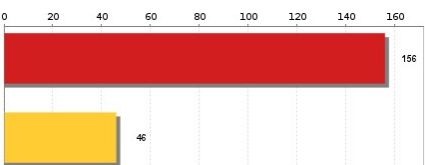
If you were to see an individual or a group of students sexually bothering or intimidating another student, what would you do? [check all that apply]

		Response percent	Response total
I would not do anything		2.51%	5
I would confront the individual or the group of students myself		68.34%	136
I would tell a campus official		77.89%	155
I would call the police		40.2%	80

Statistics based on 199 respondents;




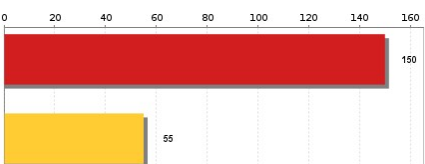
LIM College Policies and New York State Criminal Law

Please answer YES or NO to the following questions:

	Yes 	No 		Response total
Were you aware that the criminal law may have a different standard of proof than the institutional policies of LIM College?	70.73% (145)	29.27% (60)		205
Were you aware that the criminal law may require different evidence than LIM College's institutional policies?	73.89% (150)	26.11% (53)		203
Were you aware that student conduct actions are governed by the institutional policies of LIM College while criminal actions are governed by the criminal law and law of criminal procedure?	77.23% (156)	22.77% (46)		202

Statistics based on 205 respondents;

Please answer TRUE or FALSE to the following questions:

	True 	False 		Response total
Sexual contact that lacks affirmative consent violates institutional policy but may not necessarily violate the criminal law.	50.74% (103)	49.26% (100)		203
LIM College's standard of conduct and penalties differ from the standard of conduct and penalties under the criminal law.	73.17% (150)	26.83% (55)		205

Statistics based on 205 respondents;

New York State Definition of Affirmative Consent

Affirmative consent is defined as “a knowing, voluntary, and mutual decision among all participants to engage in sexual activity. Consent can be given by words or actions, as long as those words or actions create clear permission regarding willingness to engage in the sexual activity. Silence or lack of resistance, in and of itself, does not demonstrate consent. The definition of consent does not vary based upon a participant’s sex, sexual orientation, gender identity, or gender expression.”

Please answer YES or NO to the following question:

	Yes ■	No ■		Response total
Before reading the definition provided above, were you aware of the meaning of affirmative consent?	92.2% (189)	7.81% (16)		205

Statistics based on **205** respondents;

On-Campus and Virtual Support

The final section is aimed at capturing feedback from current students. This is to help the College ensure that we are continuing to best serve the needs of our students in a hybrid work environment.

What days are you most likely to visit a LIM College staff or faculty office on-campus? (Check all that apply)

	Response percent	Response total
Monday	54.03%	67
Tuesday	58.87%	73
Wednesday	64.52%	80
Thursday	53.23%	66
Friday	25.81%	32

Statistics based on **124** respondents;

What times are you most likely to visit an LIM College staff or faculty office on-campus? (Check all that apply)

	Response percent	Response total
8:00 AM-9:00 AM	17.74%	22
9:00 AM-10:00 AM	37.1%	46
10:00 AM-11:00 AM	50.81%	63
11:00 AM-12:00 PM	58.87%	73
12:00 PM-1:00 PM	64.52%	80
1:00 PM-2:00 PM	67.74%	84
2:00 PM-3:00 PM	60.48%	75
3:00 PM-4:00 PM	41.13%	51
4:00 PM-5:00 PM	32.26%	40
5:00 PM-6:00 PM	25.81%	32
6:00 PM-7:00 PM	12.9%	16

Statistics based on **124** respondents;































What days are you most likely to request a virtual meeting with an LIM College staff or faculty member? (Check all that apply)

	Response percent	Response total
Monday	57.9%	77
Tuesday	54.89%	73
Wednesday	54.89%	73
Thursday	50.38%	67
Friday	39.1%	52

What times are you most likely to request a virtual meeting with an LIM College staff or faculty office? (check all that apply)




		Response percent	Response total
8:00 AM-9:00 AM		18.32%	24
9:00 AM-10:00 AM		39.7%	52
10:00 AM-11:00 AM		50.38%	66
11:00 AM-12:00 PM		56.49%	74
12:00 PM-1:00 PM		59.54%	78
1:00 PM-2:00 PM		57.25%	75
2:00 PM-3:00 PM		54.96%	72
3:00 PM-4:00 PM		37.41%	49
4:00 PM-5:00 PM		29.77%	39
5:00 PM-6:00 PM		23.66%	31
6:00 PM-7:00 PM		16.79%	22

I am likely to “walk-in” to the following offices on-campus without a scheduled appointment (Check all that apply)

		Response percent	Response total
Executive Office		9.43%	10
Accounting		9.43%	10
Library		52.83%	56
Arts and Sciences		15.09%	16
Business		12.26%	13
Graduate Studies		15.09%	16
Career and Internship Services		33.02%	35
Facilities		14.15%	15
Fashion Merchandising and Marketing		25.47%	27
Government Relations and Community Affairs		1.89%	2
Information Technology		9.43%	10
Academic Affairs		19.81%	21
Academic Administration		15.09%	16
Academic Advising		35.85%	38
Admissions		21.7%	23
External Relations and Alumni Affairs		2.83%	3
Graduate Admissions and Advising		9.43%	10
Marketing and Communications		9.43%	10
Counseling Services		27.36%	29
Housing and Residence Life		16.98%	18
Human Resources		16.04%	17
Learning Innovation		4.72%	5
Online Learning		8.49%	9
Registrar		21.7%	23
International Student Services		13.21%	14
Student Affairs		28.3%	30
Student Financial Services		31.13%	33
Student Life		32.08%	34
Purchasing		6.6%	7
Visual Studies		5.66%	6

Statistics based on 106 respondents;

When meeting with staff and faculty, do you prefer in-person or virtual appointments?

		Response percent	Response total
In-Person		37.93%	55
Virtual		40%	58
It depends		22.07%	32

Statistics based on 145 respondents;

I have been satisfied with the availability of staff/faculty present on-campus.

		Response percent	Response total
Yes		90.44%	123
No		9.56%	13

Statistics based on 136 respondents;

I have been satisfied with the availability of staff/faculty for virtual appointments.

		Response percent	Response total
Yes		95.11%	136
No		4.9%	7

Statistics based on **143** respondents;